



PRUEBAS DE VERIFICACIÓN DE LA CURVA DE CAPACIDAD - CNO 1563

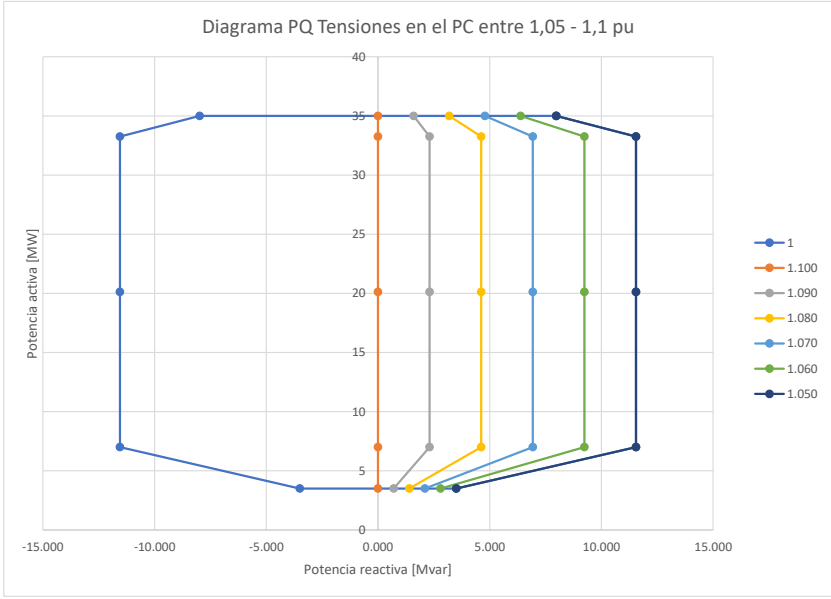
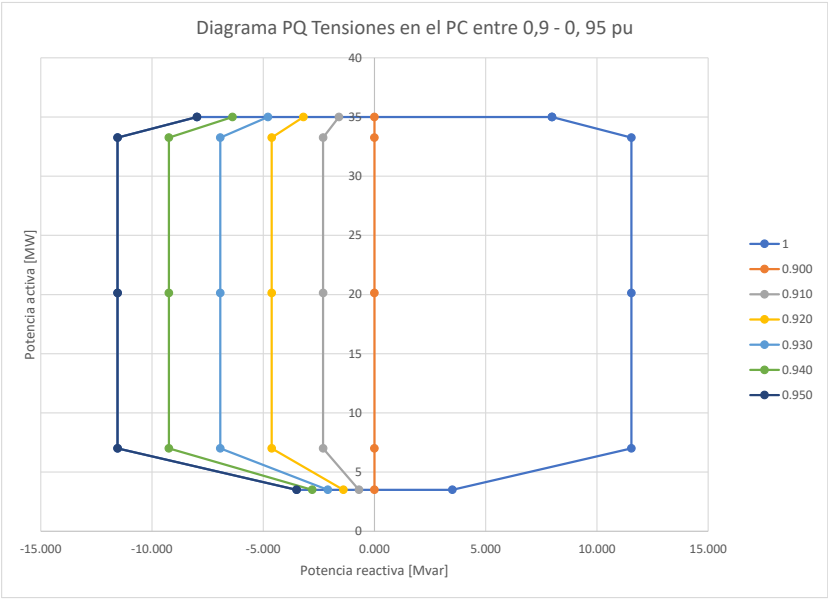
Informe Preliminar de Resultados

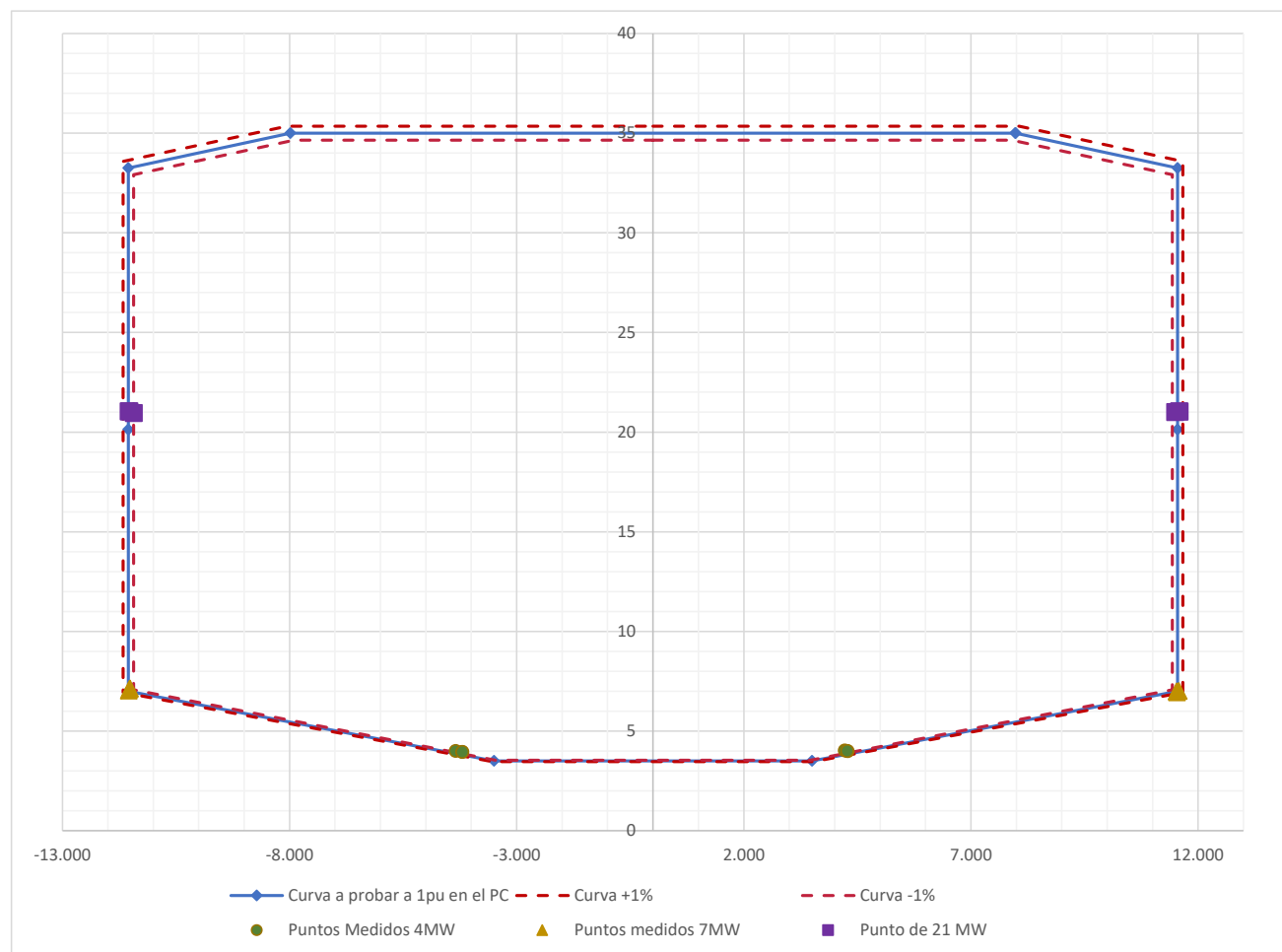
Sunnorte



Ocaña, 23 de febrero de 2024

FAMILIA DE CURVAS												
P [MW] en PC	Tensión en el PPC											
	0.9	0.91	0.92	0.93	0.94	0.95	1.05	1.06	1.07	1.08	1.09	1.1
35	7.98	7.98	7.98	7.98	7.98	7.98	7.98	6.384	4.788	3.192	1.596	0.000
33.25	11.55	11.55	11.55	11.55	11.55	11.55	11.55	9.24	6.93	4.62	2.31	0.000
20.125	11.55	11.55	11.55	11.55	11.55	11.55	11.55	9.24	6.93	4.62	2.31	0.000
7	11.55	11.55	11.55	11.55	11.55	11.55	11.55	9.24	6.93	4.62	2.31	0.000
3.5	3.5	3.5	3.5	3.5	3.5	3.5	3.5	2.8	2.1	1.4	0.7	0.000
3.5	0.000	-0.7	-1.4	-2.1	-2.8	-3.5	-3.5	-3.5	-3.5	-3.5	-3.5	-3.5
7	0.000	-2.31	-4.62	-6.93	-9.24	-11.55	-11.55	-11.55	-11.55	-11.55	-11.55	-11.55
20.125	0.000	-2.31	-4.62	-6.93	-9.24	-11.55	-11.55	-11.55	-11.55	-11.55	-11.55	-11.55
33.25	0.000	-2.31	-4.62	-6.93	-9.24	-11.55	-11.55	-11.55	-11.55	-11.55	-11.55	-11.55
35	0.000	-1.596	-3.192	-4.788	-6.384	-7.98	-7.98	-7.98	-7.98	-7.98	-7.98	-7.98





ANEXO

Tablas de Resultados